

ESR 03: Virtual Power Plant for Operation, both Isolated and Connected

SMARTGYsum Result Presentation Badajoz, Spain

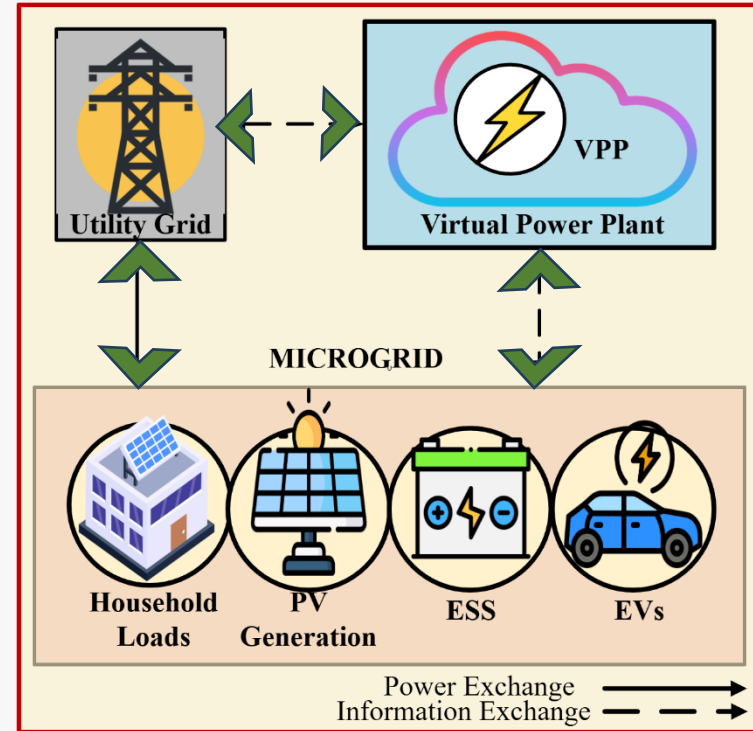
Anas Abdullah Alvi
University of Extremadura

Supervisor: Enrique Romero-Cadaval

- **Growing number** of renewable energies based distributed energy resources
- **Increase** in new types of loads such as electric vehicles
- **Creating** uncertainty and instability in the grid
- **Rising** cost of electricity

Increasing the demand of Energy Management Systems (EMS) in Virtual Power Plant (VPP)

- Integration of Distributed Energy Resources
- Interconnected network
 - Solar Panels
 - Wind Turbines
 - Energy Storage Systems
 - Manageable Loads



Overview of VPP interactions

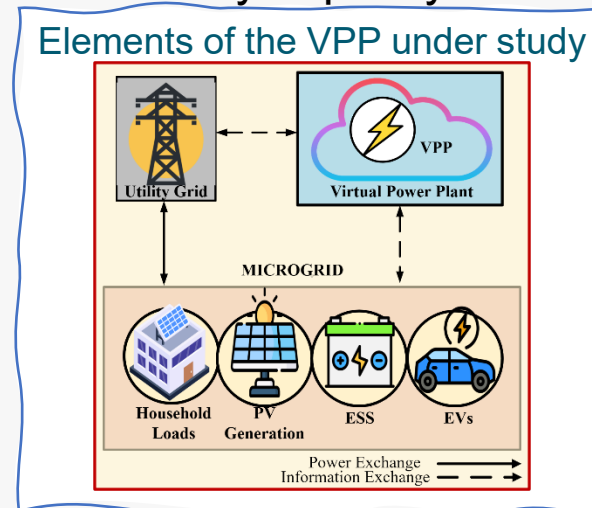
General objectives:

- To create and evaluate a VPP for a MG
- To define optimization functions and constraints
- To obtain new operation set-points
- To create a graphical interface of the VPP

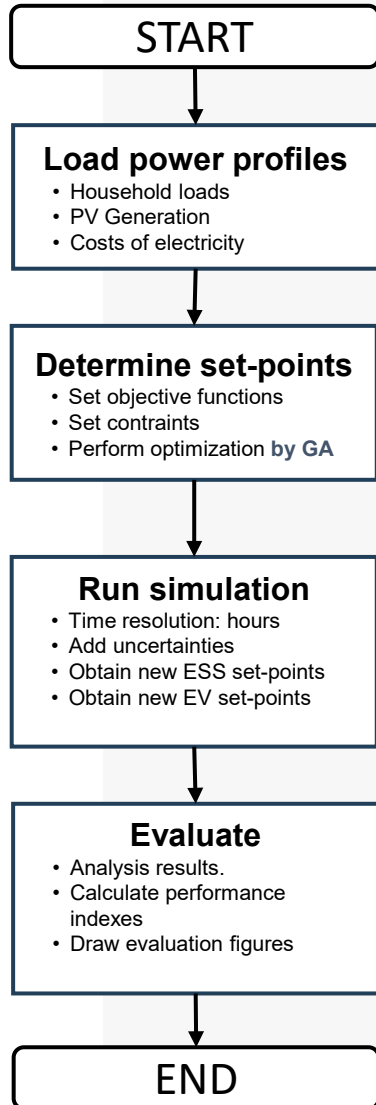
Specific objectives for the VPP:

- Economical optimization
- Technical optimization
- Grid congestion constraints
- Simulation time reduction
- Improvement of GA for VPP**

- The VPP under study encompasses:
 - Households: **8 houses** with different demand profiles
 - 4 houses were modelled with a medium level of annual electricity use.
 - 4 houses responded to a high and low demand profile.
 - A **PV power plant** rated at a 15-kW peak.
 - An **VPP** with a capacity of 24 kWh, maximum charge/discharge power of ± 6 kW and a SoC range of 20–100%.
 - **Four EVs**, each with a battery capacity of 7.5 kWh.



González-Romera, E.; Romero-Cadaval, E.; Roncero-Clemente, C.; Milanés-Montero, M.-I.; Barrero-González, F.; Alvi, A.-A. A Genetic Algorithm for Residential Virtual Power Plants with Electric Vehicle Management Providing Ancillary Services. *Electronics* **2023**, *12*, 3717.



The VPP power balance is defined as:

$$P_{grid}(h) = P_{PV}(h) - P_{LD}(h) - P_{ESS}(h) - P_{EV}(h)$$

The objective function is defined as:

$$f = \sum_{h=1}^{24} \left[\left(I_{pur}(h) \cdot p_{pur}(h) - I_{sel}(h) \cdot p_{sel}(h) \right) \cdot |P_{grid}(h)| \right]$$

EVs charging from 0 to 8 h

$$-P_{EVmax} \cdot n_{EV}(h_{EV}) \leq P_{EV}(h_{EV}) \leq P_{EVmax} \cdot n_{EV}(h_{EV}), \quad h_{EV} \in nh_{EV}$$

$$P_{EV}(h) = 0, \quad h \notin nh_{EV}$$

$$\sum_{h_{EV}} P_{EV}(h_{EV}) = E_{EVtotal}$$



$$-P_{ESSmax} \leq P_{ESS}(h) \leq P_{ESSmax}$$

$$SoC_{lo} \leq SoC(h) \leq SoC_{up}$$

$$|SoC_{in} - SoC(24)| \leq 10\%$$

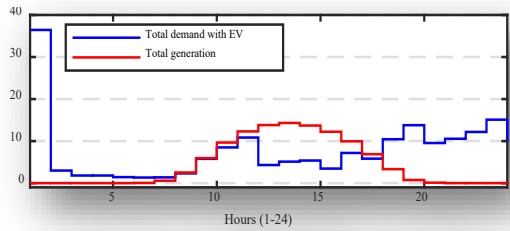


where:

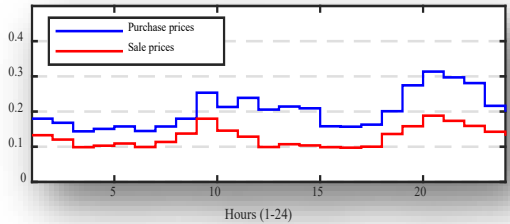
$$SoC(h) = SoC_{in} + \sum_{i=1}^h \left(I_{ESSch}(i) \cdot P_{ESS}(i) \cdot \eta_{ch} + I_{ESSdi}(i) \cdot \frac{P_{ESS}(i)}{\eta_{di}} \right)$$

Initial Condition without optimization and ESS

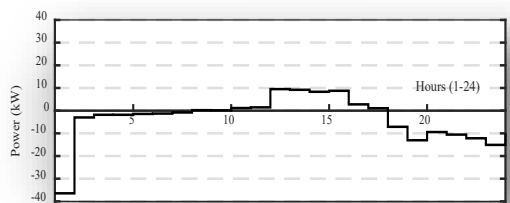
Accumulated demand and generation (kWh)



Prices of energy (€/kWh) for prosumers



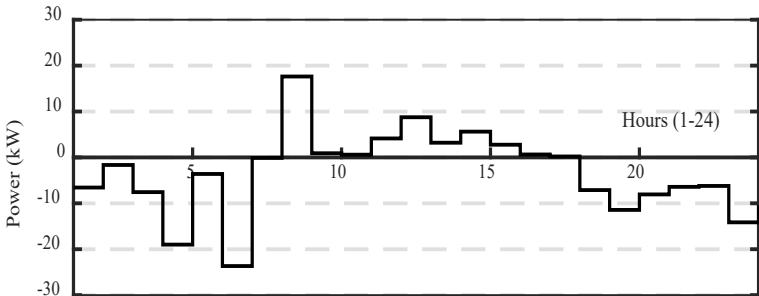
Power interchange with distribution grid



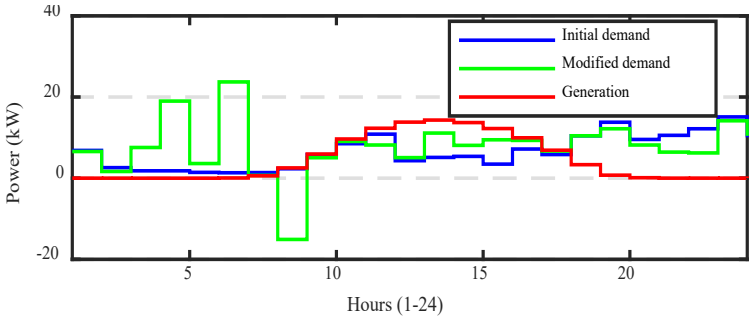
Initial Cost per day: 23.47 €

Results after optimization with ESS

Power interchange with distribution grid

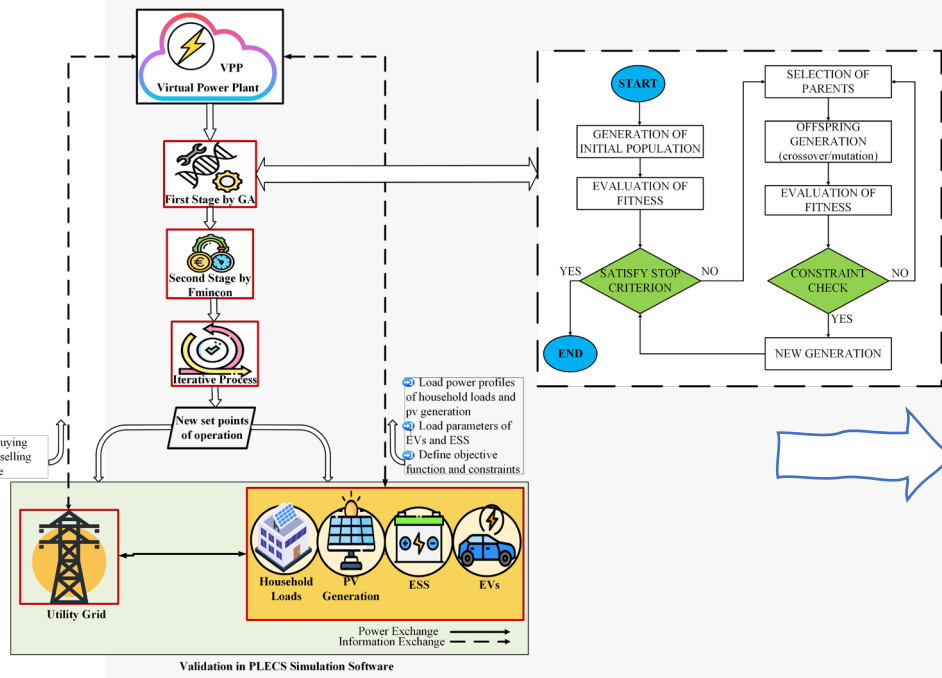


Accumulated demand and generation after scheduling

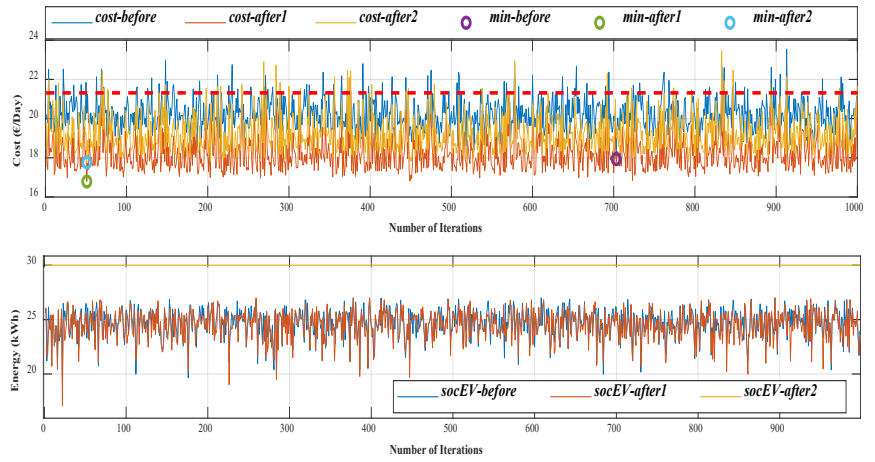


**Cost per day: 19.95 €
Reduction of 15 %**

A 2-stage iterative GA is proposed combining GA and F_{mincon} and adjusting SoC constraint of EVs.



Results after optimization with ESS


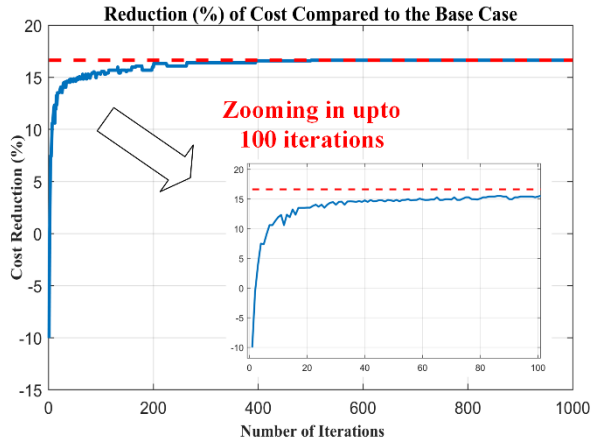
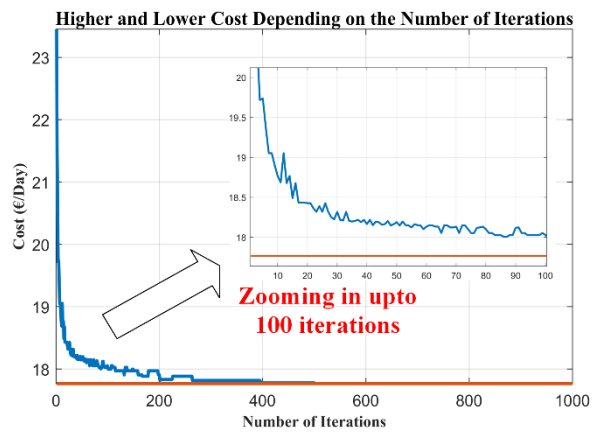
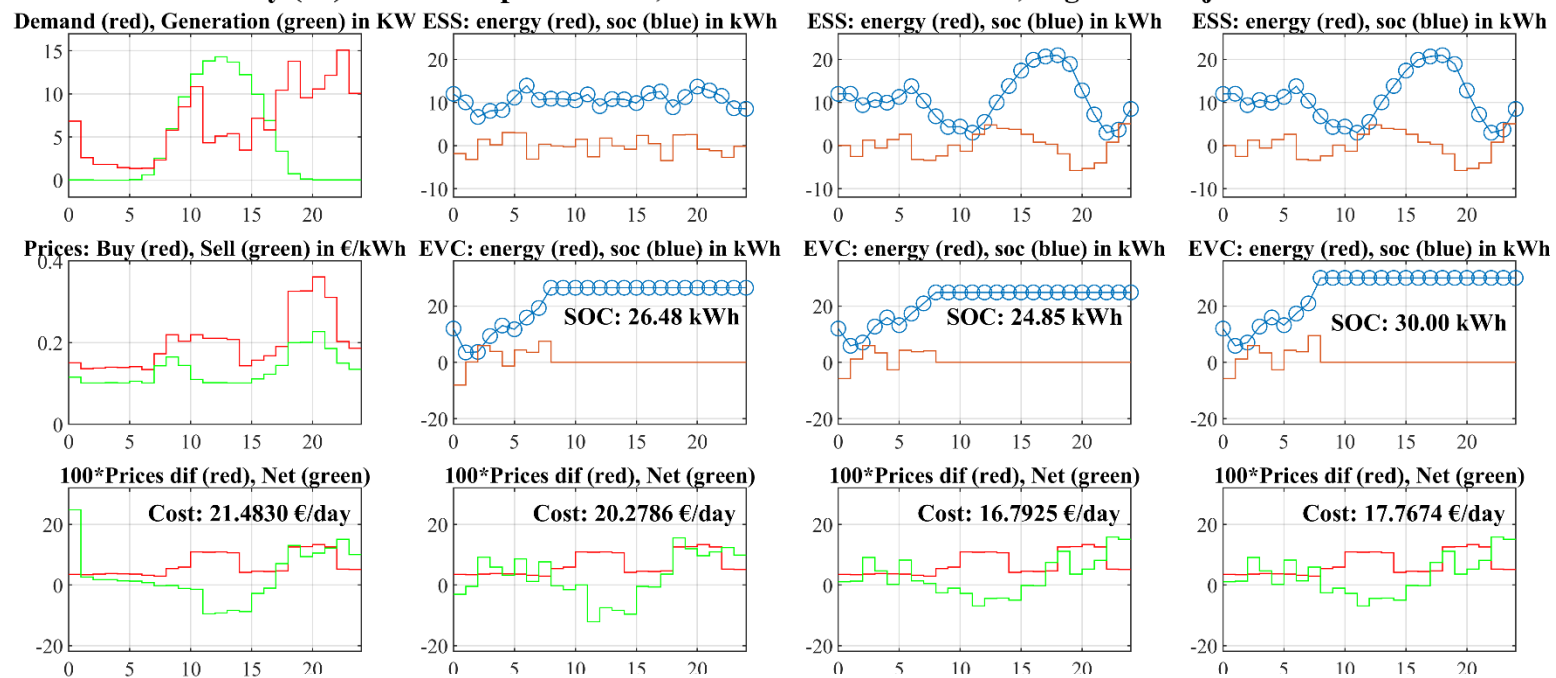


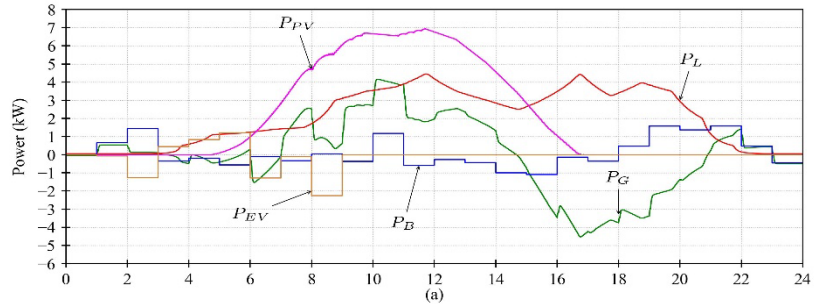
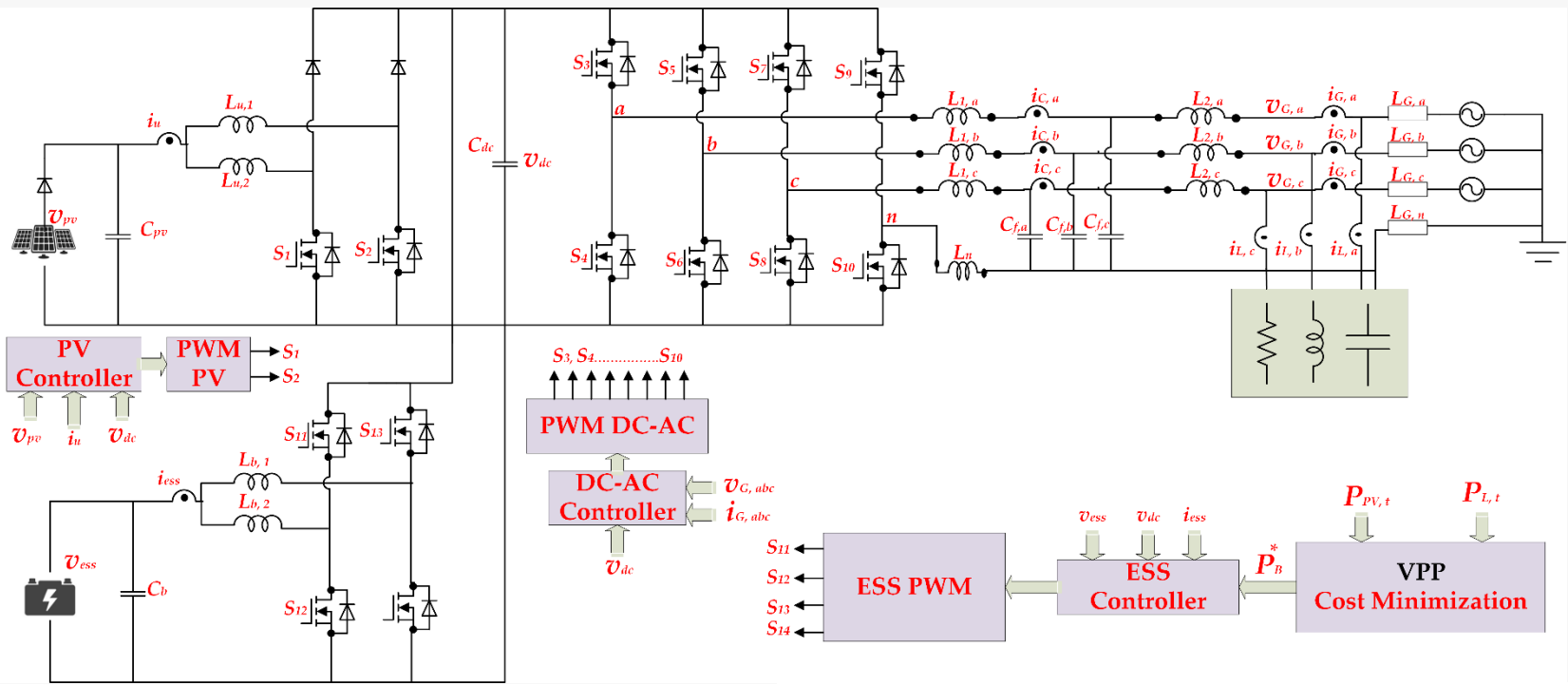
- Number of iterations versus change in cost
- **Before (Only GA):**
17.9375 euros (on iteration 703).
 - **After 1st Stage (GA + F_{mincon}):**
16.7925 euros (in iteration 51).
 - **After 2nd Stage (GA + F_{mincon} + SoC Adjustment):**
17.7674 euros (in iteration 51).

Alvi, A.A.; Martínez-Caballero, L.; Romero-Cadaval, E.; González-Romera, E.; Malinowski, M. Iterative Genetic Algorithm to Improve Optimization of a Residential Virtual Power Plant. Energies 2025, 18, 5377.

Improvement of GA in VPP (Contd.)

Try (51): Left-GA optimization, Middle-fmincon after GA, Right-EV adjusted

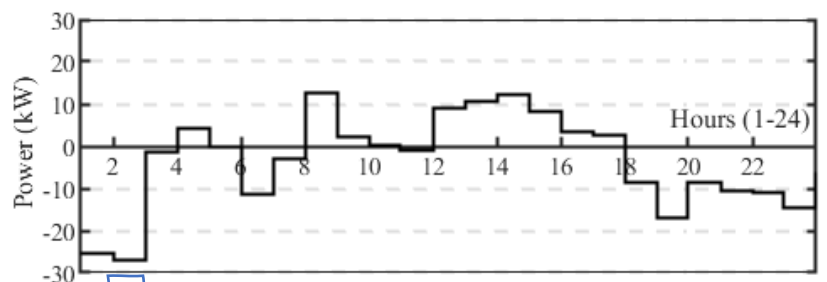




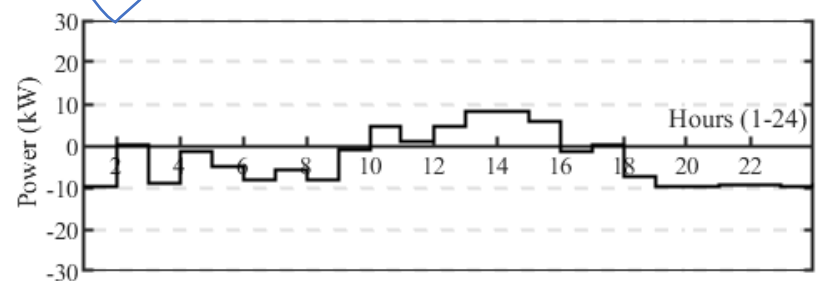
The total cost of energy obtained in this way deviated by only 3.85%

Results (Peak Shaving Constraint)

Compensation Payment of 50 €/MW/h

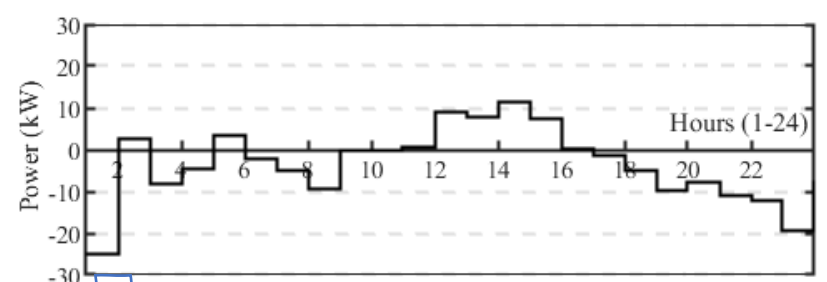


Power Interchange after adding Peak Shaving Constraint

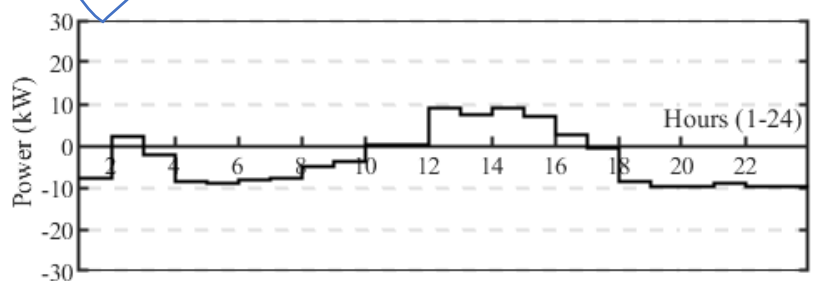


$P_{AS_up} = 0.09 \text{ kW}$
 $P_{AS_down} = 0.76 \text{ kW}$
Cost per day 20.1 €
Reduction of 14.36 %

Compensation Payment of 250 €/MW/h



Power Interchange after adding Peak Shaving Constraint



$P_{AS_up} = 0.87 \text{ kW}$
 $P_{AS_down} = 0.58 \text{ kW}$
Cost per day 13.13 €
Reduction of 44.1 %

65.28 €/day ← **Penalty Cost:** $Cost_{max, P_h} = K_p \cdot t_{ep} \sqrt{(P_h - P_c)^2}$ → 56 €/day

A. A. Alvi, E. González-Romera, E. Romero-Cadaval, D. Vinnikov, M. I. Milanés-Montero and F. Barrero-González, "An Economical Optimization for the Participation of a Residential Microgrid in Flexibility Markets Providing Ancillary Services," 2024 IEEE 18th International Conference on Compatibility, Power Electronics and Power Engineering (CPE-POWERENG), Gdynia, Poland, 2024, pp. 1-6.

Journals –

1. González-Romera, E.; Romero-Cadaval, E.; Roncero-Clemente, C.; Milanés-Montero, M.-I.; Barrero-González, F.; Alvi, A.A. A Genetic Algorithm for Residential Virtual Power Plants with Electric Vehicle Management Providing Ancillary Services. *Electronics* 2023, 12, 3717.
2. Alvi, A.A.; Martínez-Caballero, L.; Romero-Cadaval, E.; González-Romera, E.; Malinowski, M. Iterative Genetic Algorithm to Improve Optimization of a Residential Virtual Power Plant. *Energies* 2025, 18, 5377. <https://doi.org/10.3390/en18205377>.
3. González-Romera, E., Roncero-Clemente, C., Romero-Cadaval, E., Milanés-Montero, M. I., Barrero-González, F., & Alvi, A. A. (2025). Two-stage optimization for energy management and power allocation in a Virtual Power Plant of residential microgrids. *Renewable Energy and Power Quality Journal*, 23(3), 160-165.

Conferences –

1. A. A. Alvi, E. Romero-Cadaval, E. González-Romera, D. Vinnikov and J. Hassan, "Performance Evaluation of a Three-Phase PV Power Plant under Unbalanced Conditions with Islanding Detection Reliability Test," 2023 IEEE 17th International Conference on Compatibility, Power Electronics and Power Engineering (CPE-POWERENG), Tallinn, Estonia, June 2023, pp. 1-6.
2. A. A. Alvi, E. González-Romera, E. Romero-Cadaval, D. Vinnikov, M. I. Milanés-Montero and F. Barrero-González, "An Economical Optimization for the Participation of a Residential Microgrid in Flexibility Markets Providing Ancillary Services," 2024 IEEE 18th International Conference on Compatibility, Power Electronics and Power Engineering (CPE-POWERENG), Gdynia, Poland, 2024, pp. 1-6, doi: 10.1109/CPE-POWERENG60842.2024.10604394.
3. A. A. Alvi, L. Martínez-Caballero, E. Romero-Cadaval, E. González-Romera, R. Kot and M. Malinowski, "Guidelines for the Application of Genetic Algorithm in Energy Management System," *IECON 2024 - 50th Annual Conference of the IEEE Industrial Electronics Society*, Chicago, IL, USA, 2024, pp. 1-6, doi: 10.1109/IECON55916.2024.10905264.
4. A. A. Alvi, E. Romero-Cadaval, E. González-Romera, M. I. Milanés-Montero, F. Barrero-González and L. Martínez-Caballero, "A Novel Iteration Based Two-Stage Optimization in Energy Management Systems Application For Cost Minimization," *2025 IEEE 19th International Conference on Compatibility, Power Electronics and Power Engineering (CPE-POWERENG)*, Antalya, Turkiye, 2025, pp. 1-6, doi: 10.1109/CPE-POWERENG63314.2025.11027217.

Book Chapter –

1. Alvi, A.A., Romero-Cadaval, E., González-Romera, E., Hassan, J., Vinnikov, D. (2023). An Overview of the Functions of Smart Grids Associated with Virtual Power Plants Including Cybersecurity Measures. *Technological Innovation for Connected Cyber Physical Spaces*. IFIP Advances in Information and Communication Technology. Springer 2023, ISBN: 978-3-031-36006-0.

Thank You

Questions?

